



## Modular design to fit your application perfectly

The BR850S/950S/1050S are unique for the industrial market by providing value where other scrubbers simply can't. An example of this is our modular scrub deck system. The machines turn within a (163 cm) radius. It can be used in Distribution/warehousing, universities, large department stores.

The BR850S is designed with total cleaning technology in mind, is very comfortable and safe to use. The result is increased productivity. It is also designed with features to make it easy to clean down and maintain after use. Easy access to batteries and other components assures minimal down time. The low sound level, 68db(A) permits operation anywhere, anytime.

Models ending in C are cylindrical brush versions.

## PRODUCT FACTS

Interchangeable scrub deck, 3 scrub sizes, disc or cylindrical.  
 Compact and high productivity: 1 m scrubbing path, more than 150 litre capacity on a real compact body.  
 Comfortable to use. One touch control panel, ergonomically designed operator compartment with tilt wheel.  
 High traction, gives climbing ability of up to 20% in transport mode.  
 "ECO system", which is offering a longer running time, saving water and chemical.  
 Machine is sold without battery, charger or brushes.

| Model                              | BR 850S                   | BR 850S C                 | BR 950S                  | BR 950S C                 |
|------------------------------------|---------------------------|---------------------------|--------------------------|---------------------------|
| Ref. no                            | 56314674                  | 56314675                  | 56314830                 | 56314832                  |
| Description                        | BR 850S RIDE-ON SCRUBBER/ | BR 850SC RIDE-ON SCRUBBER | BR 950S RIDE-ON SCRUBBER | BR 950SC RIDE-ON SCRUBBER |
| <b>PRODUCT FEATURES</b>            |                           |                           |                          |                           |
| AUTOMATIC BRUSH SHUT OFF           | ■                         | ■                         | ■                        | ■                         |
| AUTOMATIC SOLUTION SHUT OFF        | ■                         | ■                         | ■                        | ■                         |
| ADJUSTABLE STEERING AND SEAT       | ■                         | ■                         | ■                        | ■                         |
| CYLINDRICAL BRUSH VERSION          |                           | ■                         |                          | ■                         |
| DISC BRUSH VERSION                 | ■                         |                           | ■                        |                           |
| INTERCHANGEABLE BRUSH DECK         | ■                         | ■                         | ■                        | ■                         |
| BACK UP WARNING ALARM              | ■                         | ■                         | ■                        | ■                         |
| ECO DOSAGE SOLUTION                |                           |                           |                          |                           |
| AUTOMATIC SQUEEGEE LIFT IN REVERSE | ■                         | ■                         | ■                        | ■                         |
| FRONT AND REAR BUMPERS             | ■                         | ■                         | ■                        | ■                         |








| Technical specifications                                  | BR 850S    | BR 850S C      | BR 950S    | BR 950S C      |
|---|------------|----------------|------------|----------------|
| MAX SPEED (KM/H)  | 6,7        | 6,7            | 6,7        | 6,7            |
| VOLTAGE (V)   | 36         | 36             | 36         | 36             |
| RATED POWER (W)   | 2820       | 2810           | 3040       | 2810           |
| SOUND PRESSURE LEVEL AT 1.5 M (DB(A)ISO 3744)             | 68         | 68             | 68         | 68             |
| PRODUCTIVITY RATE THEORETICAL/ ACTUAL (M <sup>2</sup> /H) | 5500/3800  | 5500/3800      | 6000/4200  | 6000/4200      |
| SCRUBBING WIDTH (MM)                                      | 810        | 810            | 890        | 890            |
| MAX CLIMBING RATE (%)                                     | 16         | 16             | 16         | 16             |
| SOLUTION/RECOVERY TANK (L)                                | 157/157    | 157/157        | 157/157    | 157/157        |
| BRUSH/PAD DIAMETER (MM)                                   | 2X406      | 2X CYLINDRICAL | 3X305      | 2X CYLINDRICAL |
| BRUSH PRESSURE (KG)                                       | 32/69/113  | 24/42/70       | 32/69/113  | 24/42/70       |
| BRUSH SPEED (RPM)   | 250        | 900            | 250        | 900            |
| BRUSHES/PADS QTY.   | 2 DISC     | 2 CYL.         | 3 DISC     | 2 CYL          |
| LENGTH X WIDTH X HEIGHT (CM)                              | 155X88X135 | 155X91X135     | 155X96X135 | 155x99x135     |
| NET WEIGHT (KG)   | 298        | 298            | 298        | 298            |
| OPERATING WEIGHT (KG)                                     | 705        | 705            | 705        | 705            |






| Model                              | BR 1050S                  | BR 1050S C        | BR 850 S EDS        | BR 850 S C EDS       |
|------------------------------------|---------------------------|-------------------|---------------------|----------------------|
| Ref. no                            | 56314831                  | 56314833          | 56316503            | 56316504             |
| Description                        | BR 1050S RIDE-ON SCRUBBER | BR 1050SC RIDE-ON | BR 850S EDS RIDE ON | BR 850CS EDS RIDE ON |
| <b>PRODUCT FEATURES</b>            |                           |                   |                     |                      |
| AUTOMATIC BRUSH SHUT OFF           | ■                         | ■                 | ■                   | ■                    |
| AUTOMATIC SOLUTION SHUT OFF        | ■                         | ■                 | ■                   | ■                    |
| ADJUSTABLE STEERING AND SEAT       | ■                         | ■                 | ■                   | ■                    |
| CYLINDRICAL BRUSH VERSION          |                           | ■                 |                     | ■                    |
| DISC BRUSH VERSION                 | ■                         |                   | ■                   |                      |
| INTERCHANGEABLE BRUSH DECK         | ■                         | ■                 | ■                   | ■                    |
| BACK UP WARNING ALARM              | ■                         | ■                 | ■                   | ■                    |
| ECO DOSAGE SOLUTION                |                           |                   | ■                   | ■                    |
| AUTOMATIC SQUEEGEE LIFT IN REVERSE | ■                         | ■                 | ■                   | ■                    |
| FRONT AND REAR BUMPERS             | ■                         | ■                 | ■                   | ■                    |







| Technical specifications                                  | BR 1050S    | BR 1050S C     | BR 850 S EDS | BR 850 S C EDS |
|---|-------------|----------------|--------------|----------------|
| MAX SPEED (KM/H)  | 6,7         | 6,7            | 6,7          | 6,7            |
| VOLTAGE (V)   | 36          | 36             | 36           | 36             |
| RATED POWER (W)   | 3040        | 2810           | 2820         | 2810           |
| SOUND PRESSURE LEVEL AT 1.5 M (DB(A)ISO 3744)             | 68          | 68             | 68           | 68             |
| PRODUCTIVITY RATE THEORETICAL/ ACTUAL (M <sup>2</sup> /H) | 6500/4600   | 6500/4600      | 5500/3800    | 5500/3800      |
| SCRUBBING WIDTH (MM)                                      | 970         | 970            | 810          | 810            |
| MAX CLIMBING RATE (%)                                     | 16          | 16             | 16           | 16             |
| SOLUTION/RECOVERY TANK (L)                                | 157/157     | 157/157        | 157/157      | 157/157        |
| BRUSH/PAD DIAMETER (MM)                                   | 3X330       | 2X CYLINDRICAL | 2X406        | 2X CYLINDRICAL |
| BRUSH PRESSURE (KG)                                       | 32/69/113   | 24/42/70       | 32/69/113    | 24/42/70       |
| BRUSH SPEED (RPM)   | 250         | 900            | 250          | 900            |
| BRUSHES/PADS QTY.   | 3 DISC      | 2 CYL.         | 2 DISC       | 2 CYL.         |
| LENGTH X WIDTH X HEIGHT (CM)                              | 155X104X135 | 155X106X135    | 155X88X135   | 155X91X135     |
| NET WEIGHT (KG)   | 298         | 298            | 298          | 298            |
| OPERATING WEIGHT (KG)                                     | 705         | 705            | 705          | 705            |






| Model                              | BR 950S EDS         | BR 950S C EDS        | BR 1050S EDS         | BR 1050S C EDS        |
|------------------------------------|---------------------|----------------------|----------------------|-----------------------|
| Ref. no                            | 56316509            | 56316510             | 56316511             | 56316512              |
| Description                        | BR 950S EDS RIDE ON | BR 950CS EDS RIDE ON | BR 1050S EDS RIDE ON | BR 1050CS EDS RIDE ON |
| <b>PRODUCT FEATURES</b>            |                     |                      |                      |                       |
| AUTOMATIC BRUSH SHUT OFF           | ■                   | ■                    | ■                    | ■                     |
| AUTOMATIC SOLUTION SHUT OFF        | ■                   | ■                    | ■                    | ■                     |
| ADJUSTABLE STEERING AND SEAT       | ■                   | ■                    | ■                    | ■                     |
| CYLINDRICAL BRUSH VERSION          |                     | ■                    |                      | ■                     |
| DISC BRUSH VERSION                 | ■                   |                      | ■                    |                       |
| INTERCHANGEABLE BRUSH DECK         | ■                   | ■                    | ■                    | ■                     |
| BACK UP WARNING ALARM              | ■                   | ■                    | ■                    | ■                     |
| ECO DOSAGE SOLUTION                | ■                   | ■                    | ■                    | ■                     |
| AUTOMATIC SQUEEGEE LIFT IN REVERSE | ■                   | ■                    | ■                    | ■                     |
| FRONT AND REAR BUMPERS             | ■                   | ■                    | ■                    | ■                     |


| Technical specifications                                  | BR 950S EDS | BR 950S C EDS  | BR 1050S EDS | BR 1050S C EDS |
|---|-------------|----------------|--------------|----------------|
| MAX SPEED (KM/H)  | 6,7         | 6,7            | 6,7          | 6,7            |
| VOLTAGE (V)   | 36          | 36             | 36           | 36             |
| RATED POWER (W)   | 3040        | 2810           | 3040         | 2810           |
| SOUND PRESSURE LEVEL AT 1.5 M (DB(A)ISO 3744)             | 68          | 68             | 68           | 68             |
| PRODUCTIVITY RATE THEORETICAL/ ACTUAL (M <sup>2</sup> /H) | 6000/4200   | 6000/4200      | 6500/4600    | 6500/4600      |
| SCRUBBING WIDTH (MM)                                      | 890         | 890            | 970          | 970            |
| MAX CLIMBING RATE (%)                                     | 16          | 16             | 16           | 16             |
| SOLUTION/RECOVERY TANK (L)                                | 157/157     | 157/157        | 157/157      | 157/157        |
| BRUSH/PAD DIAMETER (MM)                                   | 3X305       | 2X CYLINDRICAL | 3X330        | 2X CYLINDRICAL |
| BRUSH PRESSURE (KG)                                       | 32/69/113   | 24/42/70       | 32/69/113    | 24/42/70       |
| BRUSH SPEED (RPM)   | 250         | 900            | 250          | 900            |
| BRUSHES/PADS QTY.   | 3 DICS      | 2 CYL          | 3 DISC       | 2 CYL.         |
| LENGTH X WIDTH X HEIGHT (CM)                              | 155X96X135  | 155x99x135     | 155X104X135  | 155X106X135    |
| NET WEIGHT (KG)   | 298         | 298            | 298          | 298            |
| OPERATING WEIGHT (KG)                                     | 705         | 705            | 705          | 705            |








| Accessories  | Ref. no                                  | Min. required | BR 850S | BR 850S C | BR 950S | BR 950S C |
|--|--|---------------|---------|-----------|---------|-----------|
| <b>Batteries and Chargers</b>  |  |               |         |           |         |           |
|    | BATTERY SINGLE<br>320 AH5 AQUAMATIC CH4  | L00200033     | 1       | ■         | ■       | ■         |
|  | BATTERY SINGLE<br>280 AH5 MAINT FREE CH5 | L00210020     | 1       | ■         | ■       | ■         |
|  | CHARGER SMC 36/40 UK<br>CH5              | 80569300      | 1       | ■         | ■       | ■         |
| <b>Batteries WET</b>   |  |               |         |           |         |           |
|    | BATTERY SINGLE<br>240 AH5 W 36V CH4      | L00200025     | 1       | ■         | ■       | ■         |
| <b>Chargers WET</b>  |  |               |         |           |         |           |
|    | CHARGER 10AMP 230V<br>STC 36/40 CH4      | L00173642     | 1       | ■         | ■       | ■         |
| <b>Chargers Built-in</b>   |  |               |         |           |         |           |
|    | BATTERY CHARGER KIT<br>BR600S,BRX,BR850S | 146 2112 000  | 1       | ■         | ■       | ■         |
| <b>Charger plug</b>  |  |               |         |           |         |           |
|   | PLUG UK                                  | 82179200      | 1       | ■         | ■       | ■         |
| <b>Padholders</b>  |  |               |         |           |         |           |
|  | BRUSH PADHOLDER<br>SHORT TRIM 12in       | 56505750      | 3       |           | ■       |           |
|  | PADHOLDER BRUSH TYPE                     | 56505760      | 3       |           |         |           |
|  | BRUSH, PAD HOLDER 16in                   | 56505830      | 2       | ■         |         |           |
| <b>Pad 12" / 305mm</b>   |  |               |         |           |         |           |
|  | PADS WHITE 12in 305MM<br>5 PACK          | 82256800      | 3       |           | ■       |           |
| 305mm  | PADS BLUE 12" 305MM 5 PK                 | L00190790     | 3       |           | ■       |           |
|  | PADS BROWN 12in 305MM<br>5 PACK          | L00190791     | 3       |           | ■       |           |






| Accessories   | Ref. no                                | Min. required | BR 850S | BR 850S C | BR 950S | BR 950S C |
|---|--|---------------|---------|-----------|---------|-----------|
| <br>305mm   | <b>Pad 12" / 305mm</b>                 |               |         |           |         |           |
|   | PADS RED 12in 305MM<br>5 PACK          | L00190792     | 3       |           |         | ■         |
|   | PADS GREEN 12in 305MM<br>3 PAIRS       | L00276002     | 3       |           |         | ■         |
|   | PADS BLACK 12in 305MM<br>3 PAIRS       | L00276004     | 3       |           |         | ■         |
| <br>330mm   | <b>Pad 13" / 330mm</b>                 |               |         |           |         |           |
|   | PAD RED 13in 330MM<br>5 PACK           | 82256900      | 3       |           |         |           |
|   | PAD WHITE 13" 330MM<br>5 PACK          | 82257000      | 3       |           |         |           |
|   | PAD BLACK 13in 330MM<br>5 PACK         | 82257100      | 3       |           |         |           |
|   | PAD GREEN 13" 330MM<br>5 PACK          | 82257200      | 3       |           |         |           |
|   | PAD BLUE 13" 330MM 5<br>PACK           | 82322000      | 3       |           |         |           |
|   | PAD BROWN 13" 330MM<br>5 PACK          | 82322100      | 3       |           |         |           |
| <br>406mm   | <b>Pad 16" / 406mm</b>                 |               |         |           |         |           |
|   | PADS GREEN 16in 406MM 5PK              | L00282200     | 2       | ■         |         |           |
|   | PADS WHITE 16in 406MM<br>5 PK          | L08530700     | 2       | ■         |         |           |
|   | PADS RED 16in 406MM 5 PK               | L08530900     | 2       | ■         |         |           |
|   | PADS BLUE 16in 406MM 5 PK              | L08531100     | 2       | ■         |         |           |
|   | PADS BROWN 16in 406MM 5PK              | L08531300     | 2       | ■         |         |           |
|   | PADS BLACK 16in 406MM 5PK              | L08532900     | 2       | ■         |         |           |
| <br>305mm | <b>Brush disc. 305mm</b>               |               |         |           |         |           |
|   | BRUSH MAGNA GRIT 46 31CM<br>HEAVY DUTY | 56505751      | 3       |           |         | ■         |
|   | BRUSH DYNA GRIT 80 31CM<br>HEAVY DUTY  | 56505752      | 3       |           |         | ■         |
|   | BRUSH AGLITE GRIT500 31CM<br>SOFT      | 56505753      | 3       |           |         | ■         |
|   | BRUSH PROLENE 31CM<br>MEDIUM DUTY      | 56505754      | 3       |           |         | ■         |
|   | BRUSH PROLITE 31CM<br>LIGHT DUTY       | 56505755      | 3       |           |         | ■         |
|   | BRUSH UNION MIX 31CM                   | 56505756      | 3       |           |         | ■         |
|   | BRUSH MIDGRIT 240 31CM<br>MEDIUM DUTY  | 56505757      | 3       |           |         | ■         |
| BRUSH MIDLITE 180 31CM<br>MEDIUM DUTY   | 56505758                               | 3             |         |           | ■       |           |
| <br>330mm | <b>Brush disc. 330mm</b>               |               |         |           |         |           |
|   | BRUSH MAGNA GRIT 330MM                 | 56505761      | 3       |           |         |           |
|   | BRUSH DYNA GRIT 330MM                  | 56505762      | 3       |           |         |           |
|   | BRUSH AGLITE GRIT 330MM                | 56505763      | 3       |           |         |           |
|   | BRUSH PROLENE 330MM                    | 56505764      | 3       |           |         |           |
|   | BRUSH PROLITE 330MM                    | 56505765      | 3       |           |         |           |
|   | BRUSH UNION MIX 330MM                  | 56505766      | 3       |           |         |           |



| Accessories   | Ref. no  | Min. required | BR 850S | BR 850S C | BR 950S | BR 950S C |
|---|--|---------------|---------|-----------|---------|-----------|
| <b>Brush disc. 330mm</b>  |  |               |         |           |         |           |
| <br>330mm   | BRUSH MIDGRIT 240 330MM                              | 56505767      | 3       |           |         |           |
|   | BRUSH MIDLITE 180 330MM                              | 56505768      | 3       |           |         |           |
| <b>Brush disc. 410mm</b>  |  |               |         |           |         |           |
| <br>410mm   | BRUSH MAGNAGRIT 16in                                 | 56505831      | 2       | ■         |         |           |
|   | BRUSH DYNAGRIT 16in                                  | 56505832      | 2       | ■         |         |           |
|   | BRUSH AGLITE 16in                                    | 56505833      | 2       | ■         |         |           |
|   | BRUSH PROLENE 16in                                   | 56505834      | 2       | ■         |         |           |
|   | BRUSH PROLITE 16in                                   | 56505835      | 2       | ■         |         |           |
|   | BRUSH UNION MIX 16in                                 | 56505836      | 2       | ■         |         |           |
|   | BRUSH MIDGRIT 240 16in                               | 56505837      | 2       | ■         |         |           |
|   | BRUSH MIDLITE 180 16in                               | 56505838      | 2       | ■         |         |           |
| <b>Broom cyl. 640mm</b>   |  |               |         |           |         |           |
| <br>640mm   | BRUSH,SOFT NYLON 26in<br>YELLOW                      | 56314383      | 1       |           |         |           |
| <b>Broom cyl. 800mm</b>   |  |               |         |           |         |           |
| <br>800mm  | CYLINDRICAL BRUSH 790MM<br>31in NYLON SOFT BR 800C   | 56407473      | 2       |           | ■       |           |
|   | CYLINDRICAL BRUSH 790MM<br>31in NYLON HARD BR 800C   | 56407474      | 2       |           | ■       |           |
|   | CYLINDRICAL BRUSH 790MM<br>31in PROLENE RED BR 800C  | 56407475      | 2       |           | ■       |           |
|   | CYLINDRICAL BRUSH 790MM<br>31in MIDLITE 180 BR 800C  | 56407476      | 2       |           | ■       |           |
|   | CYLINDRICAL BRUSH 790MM<br>31in DYNA GRIT BR 800C    | 56407477      | 2       |           | ■       |           |
|   | CYLINDRICAL BRUSH 790MM<br>31in MAGNA GRIT 46 BR 800 | 56407478      | 2       |           | ■       |           |
| <b>Broom cyl. 900mm</b>   |  |               |         |           |         |           |
| <br>900mm | BRUSH SOFT NYLON 35in-YEL                            | 56314778      | 2       |           |         | ■         |
|   | BRUSH HARD NYLON 35in-NAT                            | 56314779      | 2       |           |         | ■         |
|   | BRUSH POLYPROPYLENE 35in-                            | 56314780      | 2       |           |         | ■         |
|   | BRUSH 180 GRIT 35in-BLUE/                            | 56314781      | 2       |           |         | ■         |
|   | BRUSH 80 GRIT 35in-BLACK                             | 56314782      | 2       |           |         | ■         |
|   | BRUSH 46 GRIT 35in-ORANGE                            | 56314783      | 2       |           |         | ■         |
| <b>Broom cyl. 970mm</b>   |  |               |         |           |         |           |
| <br>970mm | CYLINDRICAL BRUSH<br>POLYPROPYLENE BR1100 C          | 56410293      | 2       |           |         |           |
|   | CYLINDRICAL BRUSH<br>SOFT NYLON                      | 56410294      | 2       |           |         |           |
|   | CYLINDRICAL BRUSH<br>HARD NYLON                      | 56410295      | 2       |           |         |           |
|   | CYLINDRICAL BRUSH<br>180 GRIT                        | 56410296      | 2       |           |         |           |
|   | CYLINDRICAL BRUSH<br>80 GRIT                         | 56410297      | 2       |           |         |           |






| Accessories   | Ref. no  | Min. required | BR 850S | BR 850S C | BR 950S | BR 950S C |
|---|--|---------------|---------|-----------|---------|-----------|
| <b>Broom cyl. 970mm</b>   |  |               |         |           |         |           |
|  970 mm | CYLINDRICAL BRUSH<br>46 GRIT                       | 56410298      | 2       |           |         |           |
| <b>Side brush</b>   |  |               |         |           |         |           |
|         | BROOM RIGHT SIDE KIT                               | 56314306      | 1       |           | ■       |           |
| <b>Squeegees, blades, skirts and splash guards</b>                                      |  |               |         |           |         |           |
|         | BLADE SKIRT LINATEX                                | 56314547      | 1       | ■         | ■       |           |
|   | BLADE KIT-SQUEEGEE NEO E<br>REAR NEOPRENE          | 56314845      | 1       |           |         |           |
|   | DECK BLADE KIT 35in<br>LINATEX                     | 56314846      | 1       |           |         | ■         |
|   | DECK BLADE KIT 35in<br>NEOPRENE                    | 56314847      | 1       |           |         | ■         |
|   | DECK BLADE KIT 38in<br>LINATEX                     | 56314848      | 1       |           |         |           |
|   | DECK BLADE KIT 38in<br>NEOPRENE                    | 56314849      | 1       |           |         |           |
|   | BLADE, LINATEX INSIDE                              | 56314895      | 1       | ■         | ■       |           |
|   | BLADE RUBBER GUM 32in KIT                          | 56314914      | 1       | ■         |         |           |
|   | BLADE KIT LINATEX 32 DIS                           | 56314918      | 1       | ■         |         |           |
|   | OIL RESISTANT NEOPRENE<br>SCRUB DECK SKIRT CYLIND. | 56407392      | 2       |           | ■       | ■         |
|   | SCRUB DECK SKIRT SIDE<br>BR 700/800 CYLINDRICAL    | 56407447      | 2       |           | ■       | ■         |
|   | SKIRT, LINATEX                                     | 56410335      | 2       |           | ■       | ■         |
| <b>Assembly</b>   |  |               |         |           |         |           |
|       | KIT, SEAT ARMRESTS                                 | 56314301      | 1       | ■         | ■       | ■         |
|   | WARNING BEACON                                     | 56314302      | 1       | ■         | ■       | ■         |
|   | ADVANGER SCRUB-N-VAC TOOL                          | 56314308      | 1       | ■         | ■       | ■         |
|   | SEAT BELT KIT                                      | 56314312      | 1       | ■         | ■       | ■         |
|   | HEADLIGHT KIT                                      | 56314313      | 1       | ■         | ■       | ■         |
|   | KIT, DUAL VAC MOTOR                                | 56314338      | 1       | ■         | ■       | ■         |
| <b>Others</b>   |  |               |         |           |         |           |
|       | DECK KIT CYLINDRICAL<br>35in-89CM INCL.SQUEEGEE    | 56314839      | 1       |           |         | ■         |
|   | DISC DECK KIT 38in-97CM<br>INCL.SQUEEGEE           | 56314840      | 1       |           |         |           |
|   | DECK KIT BR850CS                                   | 56316525      | 1       |           | ■       |           |
|   | ASSEMBLY,WHEEL & BEARING                           | 56316541      | 1       | ■         | ■       | ■         |
|   | PROGRAMMER 1307 USER                               | 56409441      | 1       | ■         | ■       | ■         |
|   | PROGRAMMER CABLE                                   | 56409823      | 1       | ■         | ■       | ■         |
|   | WHEEL ASSY, SCRUBBER COMP                          | 56412341      | 2       | ■         | ■       | ■         |
|   | FILTER   | 909 5065 000  | 1       | ■         | ■       | ■         |


| Accessories  | Ref. no                          | Min. required | BR 850S | BR 850S C | BR 950S | BR 950S C |
|--|----------------------------------|---------------|---------|-----------|---------|-----------|
| <b>Detergent equipment</b>   |                                  |               |         |           |         |           |
|  | CHEMICAL BOTTLE ASSEMBLY<br>4.5L | 56315503      | 1       |           |         |           |








| Accessories  | Ref. no                                  | Min. required | BR 1050S | BR 1050S C | BR 850 S EDS | BR 850 S C EDS |
|--|--|---------------|----------|------------|--------------|----------------|
| <b>Batteries and Chargers</b>  |  |               |          |            |              |                |
|    | BATTERY SINGLE<br>320 AH5 AQUAMATIC CH4  | L00200033     | 1        | ■          | ■            | ■              |
|  | BATTERY SINGLE<br>280 AH5 MAINT FREE CH5 | L00210020     | 1        | ■          | ■            | ■              |
|  | CHARGER SMC 36/40 UK<br>CH5              | 80569300      | 1        | ■          | ■            | ■              |
| <b>Batteries WET</b>   |  |               |          |            |              |                |
|    | BATTERY SINGLE<br>240 AH5 W 36V CH4      | L00200025     | 1        | ■          | ■            | ■              |
| <b>Chargers WET</b>  |  |               |          |            |              |                |
|    | CHARGER 10AMP 230V<br>STC 36/40 CH4      | L00173642     | 1        | ■          | ■            | ■              |
| <b>Chargers Built-in</b>   |  |               |          |            |              |                |
|    | BATTERY CHARGER KIT<br>BR600S,BRX,BR850S | 146 2112 000  | 1        | ■          | ■            | ■              |
| <b>Charger plug</b>  |  |               |          |            |              |                |
|   | PLUG UK                                  | 82179200      | 1        | ■          | ■            | ■              |
| <b>Padholders</b>  |  |               |          |            |              |                |
|  | BRUSH PADHOLDER<br>SHORT TRIM 12in       | 56505750      | 3        |            |              |                |
|  | PADHOLDER BRUSH TYPE                     | 56505760      | 3        | ■          |              |                |
|  | BRUSH, PAD HOLDER 16in                   | 56505830      | 2        |            |              |                |
| <b>Pad 12" / 305mm</b>   |  |               |          |            |              |                |
|  | PADS WHITE 12in 305MM<br>5 PACK          | 82256800      | 3        |            |              |                |
|  | PADS BLUE 12" 305MM 5 PK                 | L00190790     | 3        |            |              |                |
|  | PADS BROWN 12in 305MM<br>5 PACK          | L00190791     | 3        |            |              |                |






| Accessories   | Ref. no                                | Min. required | BR 1050S | BR 1050S C | BR 850 S EDS | BR 850 S C EDS |  |
|---|--|---------------|----------|------------|--------------|----------------|--|
| <br>305mm   | <b>Pad 12" / 305mm</b>                 |               |          |            |              |                |  |
|   | PADS RED 12in 305MM<br>5 PACK          | L00190792     | 3        |            |              |                |  |
|   | PADS GREEN 12in 305MM<br>3 PAIRS       | L00276002     | 3        |            |              |                |  |
|   | PADS BLACK 12in 305MM<br>3 PAIRS       | L00276004     | 3        |            |              |                |  |
| <br>330mm   | <b>Pad 13" / 330mm</b>                 |               |          |            |              |                |  |
|   | PAD RED 13in 330MM<br>5 PACK           | 82256900      | 3        | ■          |              |                |  |
|   | PAD WHITE 13" 330MM<br>5 PACK          | 82257000      | 3        | ■          |              |                |  |
|   | PAD BLACK 13in 330MM<br>5 PACK         | 82257100      | 3        | ■          |              |                |  |
|   | PAD GREEN 13" 330MM<br>5 PACK          | 82257200      | 3        | ■          |              |                |  |
|   | PAD BLUE 13" 330MM 5<br>PACK           | 82322000      | 3        | ■          |              |                |  |
| <br>406mm   | <b>Pad 16" / 406mm</b>                 |               |          |            |              |                |  |
|   | PADS GREEN 16in 406MM 5PK              | L00282200     | 2        |            |              |                |  |
|   | PADS WHITE 16in 406MM<br>5 PK          | L08530700     | 2        |            |              |                |  |
|   | PADS RED 16in 406MM 5 PK               | L08530900     | 2        |            |              |                |  |
|   | PADS BLUE 16in 406MM 5 PK              | L08531100     | 2        |            |              |                |  |
|   | PADS BROWN 16in 406MM 5PK              | L08531300     | 2        |            |              |                |  |
| <br>305mm | <b>Brush disc. 305mm</b>               |               |          |            |              |                |  |
|   | BRUSH MAGNA GRIT 46 31CM<br>HEAVY DUTY | 56505751      | 3        |            |              |                |  |
|   | BRUSH DYNA GRIT 80 31CM<br>HEAVY DUTY  | 56505752      | 3        |            |              |                |  |
|   | BRUSH AGLITE GRIT500 31CM<br>SOFT      | 56505753      | 3        |            |              |                |  |
|   | BRUSH PROLENE 31CM<br>MEDIUM DUTY      | 56505754      | 3        |            |              |                |  |
|   | BRUSH PROLITE 31CM<br>LIGHT DUTY       | 56505755      | 3        |            |              |                |  |
|   | BRUSH UNION MIX 31CM                   | 56505756      | 3        |            |              |                |  |
|   | BRUSH MIDGRIT 240 31CM<br>MEDIUM DUTY  | 56505757      | 3        |            |              |                |  |
| <br>330mm | <b>Brush disc. 330mm</b>               |               |          |            |              |                |  |
|   | BRUSH MAGNA GRIT 330MM                 | 56505761      | 3        | ■          |              |                |  |
|   | BRUSH DYNA GRIT 330MM                  | 56505762      | 3        | ■          |              |                |  |
|   | BRUSH AGLITE GRIT 330MM                | 56505763      | 3        | ■          |              |                |  |
|   | BRUSH PROLENE 330MM                    | 56505764      | 3        | ■          |              |                |  |
|   | BRUSH PROLITE 330MM                    | 56505765      | 3        | ■          |              |                |  |
| BRUSH UNION MIX 330MM   | 56505766                               | 3             | ■        |            |              |                |  |






| Accessories   | Ref. no  | Min. required | BR 1050S | BR 1050S C | BR 850 S EDS | BR 850 S C EDS |
|---|--|---------------|----------|------------|--------------|----------------|
| <br>330mm   | <b>Brush disc. 330mm</b>                             |               |          |            |              |                |
|   | BRUSH MIDGRIT 240 330MM                              | 56505767      | 3        | ■          |              |                |
|   | BRUSH MIDLITE 180 330MM                              | 56505768      | 3        | ■          |              |                |
| <br>410mm   | <b>Brush disc. 410mm</b>                             |               |          |            |              |                |
|   | BRUSH MAGNAGRIT 16in                                 | 56505831      | 2        |            |              |                |
|   | BRUSH DYNAGRIT 16in                                  | 56505832      | 2        |            |              |                |
|   | BRUSH AGLITE 16in                                    | 56505833      | 2        |            |              |                |
|   | BRUSH PROLENE 16in                                   | 56505834      | 2        |            |              |                |
|   | BRUSH PROLITE 16in                                   | 56505835      | 2        |            |              |                |
|   | BRUSH UNION MIX 16in                                 | 56505836      | 2        |            |              |                |
|   | BRUSH MIDGRIT 240 16in                               | 56505837      | 2        |            |              |                |
| BRUSH MIDLITE 180 16in  | 56505838   | 2             |          |            |              |                |
| <br>640mm   | <b>Broom cyl. 640mm</b>                              |               |          |            |              |                |
|   | BRUSH,SOFT NYLON 26in<br>YELLOW                      | 56314383      | 1        |            |              |                |
| <br>800mm  | <b>Broom cyl. 800mm</b>                              |               |          |            |              |                |
|   | CYLINDRICAL BRUSH 790MM<br>31in NYLON SOFT BR 800C   | 56407473      | 2        |            |              | ■              |
|   | CYLINDRICAL BRUSH 790MM<br>31in NYLON HARD BR 800C   | 56407474      | 2        |            |              | ■              |
|   | CYLINDRICAL BRUSH 790MM<br>31in PROLENE RED BR 800C  | 56407475      | 2        |            |              | ■              |
|   | CYLINDRICAL BRUSH 790MM<br>31in MIDLITE 180 BR 800C  | 56407476      | 2        |            |              | ■              |
|   | CYLINDRICAL BRUSH 790MM<br>31in DYNA GRIT BR 800C    | 56407477      | 2        |            |              | ■              |
|   | CYLINDRICAL BRUSH 790MM<br>31in MAGNA GRIT 46 BR 800 | 56407478      | 2        |            |              | ■              |
| <br>900mm | <b>Broom cyl. 900mm</b>                              |               |          |            |              |                |
|   | BRUSH SOFT NYLON 35in-YEL                            | 56314778      | 2        |            |              |                |
|   | BRUSH HARD NYLON 35in-NAT                            | 56314779      | 2        |            |              |                |
|   | BRUSH POLYPROPYLENE 35in-                            | 56314780      | 2        |            |              |                |
|   | BRUSH 180 GRIT 35in-BLUE/                            | 56314781      | 2        |            |              |                |
|   | BRUSH 80 GRIT 35in-BLACK                             | 56314782      | 2        |            |              |                |
|   | BRUSH 46 GRIT 35in-ORANGE                            | 56314783      | 2        |            |              |                |
| <br>970mm | <b>Broom cyl. 970mm</b>                              |               |          |            |              |                |
|   | CYLINDRICAL BRUSH<br>POLYPROPYLENE BR1100 C          | 56410293      | 2        |            | ■            |                |
|   | CYLINDRICAL BRUSH<br>SOFT NYLON                      | 56410294      | 2        |            | ■            |                |
|   | CYLINDRICAL BRUSH<br>HARD NYLON                      | 56410295      | 2        |            | ■            |                |
|   | CYLINDRICAL BRUSH<br>180 GRIT                        | 56410296      | 2        |            | ■            |                |
|   | CYLINDRICAL BRUSH<br>80 GRIT                         | 56410297      | 2        |            | ■            |                |






| Accessories   | Ref. no  | Min. required | BR 1050S | BR 1050S C | BR 850 S EDS | BR 850 S C EDS |
|---|--|---------------|----------|------------|--------------|----------------|
| <b>Broom cyl. 970mm</b>   |  |               |          |            |              |                |
|  970 mm | CYLINDRICAL BRUSH<br>46 GRIT                       | 56410298      | 2        |            | ■            |                |
| <b>Side brush</b>   |  |               |          |            |              |                |
|         | BROOM RIGHT SIDE KIT                               | 56314306      | 1        |            |              | ■              |
| <b>Squeegees, blades, skirts and splash guards</b>                                      |  |               |          |            |              |                |
|         | BLADE SKIRT LINATEX                                | 56314547      | 1        |            |              |                |
|   | BLADE KIT-SQUEEGEE NEO E<br>REAR NEOPRENE          | 56314845      | 1        | ■          | ■            |                |
|   | DECK BLADE KIT 35in<br>LINATEX                     | 56314846      | 1        |            |              |                |
|   | DECK BLADE KIT 35in<br>NEOPRENE                    | 56314847      | 1        |            |              |                |
|   | DECK BLADE KIT 38in<br>LINATEX                     | 56314848      | 1        | ■          |              |                |
|   | DECK BLADE KIT 38in<br>NEOPRENE                    | 56314849      | 1        | ■          |              |                |
|   | BLADE, LINATEX INSIDE                              | 56314895      | 1        |            |              |                |
|   | BLADE RUBBER GUM 32in KIT                          | 56314914      | 1        |            |              |                |
|   | BLADE KIT LINATEX 32 DIS                           | 56314918      | 1        |            |              |                |
|   | OIL RESISTANT NEOPRENE<br>SCRUB DECK SKIRT CYLIND. | 56407392      | 2        |            | ■            | ■              |
|   | SCRUB DECK SKIRT SIDE<br>BR 700/800 CYLINDRICAL    | 56407447      | 2        |            | ■            | ■              |
|   | SKIRT, LINATEX                                     | 56410335      | 2        |            | ■            | ■              |
| <b>Assembly</b>   |  |               |          |            |              |                |
|       | KIT, SEAT ARMRESTS                                 | 56314301      | 1        | ■          | ■            | ■              |
|   | WARNING BEACON                                     | 56314302      | 1        | ■          | ■            | ■              |
|   | ADVANGER SCRUB-N-VAC TOOL                          | 56314308      | 1        | ■          | ■            | ■              |
|   | SEAT BELT KIT                                      | 56314312      | 1        | ■          | ■            | ■              |
|   | HEADLIGHT KIT                                      | 56314313      | 1        | ■          | ■            | ■              |
|   | KIT, DUAL VAC MOTOR                                | 56314338      | 1        | ■          | ■            | ■              |
| <b>Others</b>   |  |               |          |            |              |                |
|       | DECK KIT CYLINDRICAL<br>35in-89CM INCL.SQUEEGEE    | 56314839      | 1        |            |              |                |
|   | DISC DECK KIT 38in-97CM<br>INCL.SQUEEGEE           | 56314840      | 1        | ■          |              |                |
|   | DECK KIT BR850CS                                   | 56316525      | 1        |            |              | ■              |
|   | ASSEMBLY,WHEEL & BEARING                           | 56316541      | 1        | ■          | ■            | ■              |
|   | PROGRAMMER 1307 USER                               | 56409441      | 1        | ■          | ■            | ■              |
|   | PROGRAMMER CABLE                                   | 56409823      | 1        | ■          | ■            | ■              |
|   | WHEEL ASSY, SCRUBBER COMP                          | 56412341      | 2        | ■          | ■            | ■              |
|   | FILTER   | 909 5065 000  | 1        | ■          | ■            | ■              |


| Accessories  | Ref. no                          | Min. required | BR 1050S | BR 1050S C | BR 850 S EDS | BR 850 S C EDS |
|--|----------------------------------|---------------|----------|------------|--------------|----------------|
| <b>Detergent equipment</b>   |                                  |               |          |            |              |                |
|  | CHEMICAL BOTTLE ASSEMBLY<br>4.5L | 56315503      | 1        |            | ■            | ■              |

| Accessories   | Ref. no                                  | Min. required | BR 950S EDS | BR 950S C EDS | BR 1050S EDS | BR 1050S C EDS |
|---|--|---------------|-------------|---------------|--------------|----------------|
| <b>Batteries and Chargers</b>   |  |               |             |               |              |                |
|             | BATTERY SINGLE<br>320 AH5 AQUAMATIC CH4  | L00200033     | 1           | ■             | ■            | ■              |
|   | BATTERY SINGLE<br>280 AH5 MAINT FREE CH5 | L00210020     | 1           | ■             | ■            | ■              |
|   | CHARGER SMC 36/40 UK<br>CH5              | 80569300      | 1           | ■             | ■            | ■              |
| <b>Batteries WET</b>  |  |               |             |               |              |                |
|             | BATTERY SINGLE<br>240 AH5 W 36V CH4      | L00200025     | 1           | ■             | ■            | ■              |
| <b>Chargers WET</b>   |  |               |             |               |              |                |
|             | CHARGER 10AMP 230V<br>STC 36/40 CH4      | L00173642     | 1           | ■             | ■            | ■              |
| <b>Chargers Built-in</b>  |  |               |             |               |              |                |
|             | BATTERY CHARGER KIT<br>BR600S,BRX,BR850S | 146 2112 000  | 1           | ■             | ■            | ■              |
| <b>Charger plug</b>   |  |               |             |               |              |                |
|            | PLUG UK                                  | 82179200      | 1           | ■             | ■            | ■              |
| <b>Padholders</b>   |  |               |             |               |              |                |
|           | BRUSH PADHOLDER<br>SHORT TRIM 12in       | 56505750      | 3           | ■             |              |                |
|   | PADHOLDER BRUSH TYPE                     | 56505760      | 3           |               | ■            |                |
|   | BRUSH, PAD HOLDER 16in                   | 56505830      | 2           |               |              |                |
| <b>Pad 12" / 305mm</b>  |  |               |             |               |              |                |
| <br>305mm | PADS WHITE 12in 305MM<br>5 PACK          | 82256800      | 3           | ■             |              |                |
|   | PADS BLUE 12" 305MM 5 PK                 | L00190790     | 3           | ■             |              |                |
|   | PADS BROWN 12in 305MM<br>5 PACK          | L00190791     | 3           | ■             |              |                |

| Accessories   | Ref. no                                | Min. required | BR 950S EDS | BR 950S C EDS | BR 1050S EDS | BR 1050S C EDS |
|---|--|---------------|-------------|---------------|--------------|----------------|
|  <p>305mm</p>   | <b>Pad 12" / 305mm</b>                 |               |             |               |              |                |
|   | PADS RED 12in 305MM<br>5 PACK          | L00190792     | 3           | ■             |              |                |
|   | PADS GREEN 12in 305MM<br>3 PAIRS       | L00276002     | 3           | ■             |              |                |
|   | PADS BLACK 12in 305MM<br>3 PAIRS       | L00276004     | 3           | ■             |              |                |
|  <p>330mm</p>   | <b>Pad 13" / 330mm</b>                 |               |             |               |              |                |
|   | PAD RED 13in 330MM<br>5 PACK           | 82256900      | 3           |               |              | ■              |
|   | PAD WHITE 13" 330MM<br>5 PACK          | 82257000      | 3           |               |              | ■              |
|   | PAD BLACK 13in 330MM<br>5 PACK         | 82257100      | 3           |               |              | ■              |
|   | PAD GREEN 13" 330MM<br>5 PACK          | 82257200      | 3           |               |              | ■              |
|   | PAD BLUE 13" 330MM 5<br>PACK           | 82322000      | 3           |               |              | ■              |
|  <p>406mm</p>   | <b>Pad 16" / 406mm</b>                 |               |             |               |              |                |
|   | PADS GREEN 16in 406MM 5PK              | L00282200     | 2           |               |              |                |
|   | PADS WHITE 16in 406MM<br>5 PK          | L08530700     | 2           |               |              |                |
|   | PADS RED 16in 406MM 5 PK               | L08530900     | 2           |               |              |                |
|   | PADS BLUE 16in 406MM 5 PK              | L08531100     | 2           |               |              |                |
|   | PADS BROWN 16in 406MM 5PK              | L08531300     | 2           |               |              |                |
|  <p>305mm</p> | <b>Brush disc. 305mm</b>               |               |             |               |              |                |
|   | BRUSH MAGNA GRIT 46 31CM<br>HEAVY DUTY | 56505751      | 3           | ■             |              |                |
|   | BRUSH DYNA GRIT 80 31CM<br>HEAVY DUTY  | 56505752      | 3           | ■             |              |                |
|   | BRUSH AGLITE GRIT500 31CM<br>SOFT      | 56505753      | 3           | ■             |              |                |
|   | BRUSH PROLENE 31CM<br>MEDIUM DUTY      | 56505754      | 3           | ■             |              |                |
|   | BRUSH PROLITE 31CM<br>LIGHT DUTY       | 56505755      | 3           | ■             |              |                |
|   | BRUSH UNION MIX 31CM                   | 56505756      | 3           | ■             |              |                |
|   | BRUSH MIDGRIT 240 31CM<br>MEDIUM DUTY  | 56505757      | 3           | ■             |              |                |
|  <p>330mm</p> | <b>Brush disc. 330mm</b>               |               |             |               |              |                |
|   | BRUSH MAGNA GRIT 330MM                 | 56505761      | 3           |               |              | ■              |
|   | BRUSH DYNA GRIT 330MM                  | 56505762      | 3           |               |              | ■              |
|   | BRUSH AGLITE GRIT 330MM                | 56505763      | 3           |               |              | ■              |
|   | BRUSH PROLENE 330MM                    | 56505764      | 3           |               |              | ■              |
|   | BRUSH PROLITE 330MM                    | 56505765      | 3           |               |              | ■              |
|   | BRUSH UNION MIX 330MM                  | 56505766      | 3           |               |              | ■              |

| Accessories   | Ref. no  | Min. required | BR 950S EDS | BR 950S C EDS | BR 1050S EDS | BR 1050S C EDS |
|---|--|---------------|-------------|---------------|--------------|----------------|
| <b>Brush disc. 330mm</b>  |  |               |             |               |              |                |
| <br>330mm   | BRUSH MIDGRIT 240 330MM                              | 56505767      | 3           |               | ■            |                |
|   | BRUSH MIDLITE 180 330MM                              | 56505768      | 3           |               | ■            |                |
| <b>Brush disc. 410mm</b>  |  |               |             |               |              |                |
| <br>410mm   | BRUSH MAGNAGRIT 16in                                 | 56505831      | 2           |               |              |                |
|   | BRUSH DYNAGRIT 16in                                  | 56505832      | 2           |               |              |                |
|   | BRUSH AGLITE 16in                                    | 56505833      | 2           |               |              |                |
|   | BRUSH PROLENE 16in                                   | 56505834      | 2           |               |              |                |
|   | BRUSH PROLITE 16in                                   | 56505835      | 2           |               |              |                |
|   | BRUSH UNION MIX 16in                                 | 56505836      | 2           |               |              |                |
|   | BRUSH MIDGRIT 240 16in                               | 56505837      | 2           |               |              |                |
|   | BRUSH MIDLITE 180 16in                               | 56505838      | 2           |               |              |                |
| <b>Broom cyl. 640mm</b>   |  |               |             |               |              |                |
| <br>640mm   | BRUSH,SOFT NYLON 26in<br>YELLOW                      | 56314383      | 1           |               |              |                |
| <b>Broom cyl. 800mm</b>   |  |               |             |               |              |                |
| <br>800mm  | CYLINDRICAL BRUSH 790MM<br>31in NYLON SOFT BR 800C   | 56407473      | 2           |               |              |                |
|   | CYLINDRICAL BRUSH 790MM<br>31in NYLON HARD BR 800C   | 56407474      | 2           |               |              |                |
|   | CYLINDRICAL BRUSH 790MM<br>31in PROLENE RED BR 800C  | 56407475      | 2           |               |              |                |
|   | CYLINDRICAL BRUSH 790MM<br>31in MIDLITE 180 BR 800C  | 56407476      | 2           |               |              |                |
|   | CYLINDRICAL BRUSH 790MM<br>31in DYNA GRIT BR 800C    | 56407477      | 2           |               |              |                |
|   | CYLINDRICAL BRUSH 790MM<br>31in MAGNA GRIT 46 BR 800 | 56407478      | 2           |               |              |                |
| <b>Broom cyl. 900mm</b>   |  |               |             |               |              |                |
| <br>900mm | BRUSH SOFT NYLON 35in-YEL                            | 56314778      | 2           |               | ■            |                |
|   | BRUSH HARD NYLON 35in-NAT                            | 56314779      | 2           |               | ■            |                |
|   | BRUSH POLYPROPYLENE 35in-                            | 56314780      | 2           |               | ■            |                |
|   | BRUSH 180 GRIT 35in-BLUE/                            | 56314781      | 2           |               | ■            |                |
|   | BRUSH 80 GRIT 35in-BLACK                             | 56314782      | 2           |               | ■            |                |
|   | BRUSH 46 GRIT 35in-ORANGE                            | 56314783      | 2           |               | ■            |                |
| <b>Broom cyl. 970mm</b>   |  |               |             |               |              |                |
| <br>970mm | CYLINDRICAL BRUSH<br>POLYPROPYLENE BR1100 C          | 56410293      | 2           |               |              | ■              |
|   | CYLINDRICAL BRUSH<br>SOFT NYLON                      | 56410294      | 2           |               |              | ■              |
|   | CYLINDRICAL BRUSH<br>HARD NYLON                      | 56410295      | 2           |               |              | ■              |
|   | CYLINDRICAL BRUSH<br>180 GRIT                        | 56410296      | 2           |               |              | ■              |
|   | CYLINDRICAL BRUSH<br>80 GRIT                         | 56410297      | 2           |               |              | ■              |

| Accessories  | Ref. no  | Min. required | BR 950S EDS | BR 950S C EDS | BR 1050S EDS | BR 1050S C EDS |
|--|--|---------------|-------------|---------------|--------------|----------------|
| <b>Broom cyl. 970mm</b>  |  |               |             |               |              |                |
|    | CYLINDRICAL BRUSH<br>46 GRIT                       | 56410298      | 2           |               |              | ■              |
| <b>Side brush</b>  |  |               |             |               |              |                |
|    | BROOM RIGHT SIDE KIT                               | 56314306      | 1           |               |              |                |
| <b>Squeegees, blades, skirts and splash guards</b>                                 |  |               |             |               |              |                |
|    | BLADE SKIRT LINATEX                                | 56314547      | 1           |               |              |                |
|  | BLADE KIT-SQUEEGEE NEO E<br>REAR NEOPRENE          | 56314845      | 1           |               | ■            | ■              |
|  | DECK BLADE KIT 35in<br>LINATEX                     | 56314846      | 1           | ■             |              |                |
|  | DECK BLADE KIT 35in<br>NEOPRENE                    | 56314847      | 1           | ■             |              |                |
|  | DECK BLADE KIT 38in<br>LINATEX                     | 56314848      | 1           |               | ■            |                |
|  | DECK BLADE KIT 38in<br>NEOPRENE                    | 56314849      | 1           |               | ■            |                |
|  | BLADE, LINATEX INSIDE                              | 56314895      | 1           |               |              |                |
|  | BLADE RUBBER GUM 32in KIT                          | 56314914      | 1           |               |              |                |
|  | BLADE KIT LINATEX 32 DIS                           | 56314918      | 1           |               |              |                |
|  | OIL RESISTANT NEOPRENE<br>SCRUB DECK SKIRT CYLIND. | 56407392      | 2           |               | ■            | ■              |
|  | SCRUB DECK SKIRT SIDE<br>BR 700/800 CYLINDRICAL    | 56407447      | 2           |               | ■            | ■              |
|  | SKIRT, LINATEX                                     | 56410335      | 2           |               | ■            | ■              |
| <b>Assembly</b>  |  |               |             |               |              |                |
|  | KIT, SEAT ARMRESTS                                 | 56314301      | 1           | ■             | ■            | ■              |
|  | WARNING BEACON                                     | 56314302      | 1           | ■             | ■            | ■              |
|  | ADVANGER SCRUB-N-VAC TOOL                          | 56314308      | 1           | ■             | ■            | ■              |
|  | SEAT BELT KIT                                      | 56314312      | 1           | ■             | ■            | ■              |
|  | HEADLIGHT KIT                                      | 56314313      | 1           | ■             | ■            | ■              |
|  | KIT, DUAL VAC MOTOR                                | 56314338      | 1           | ■             | ■            | ■              |
| <b>Others</b>  |  |               |             |               |              |                |
|  | DECK KIT CYLINDRICAL<br>35in-89CM INCL.SQUEEGEE    | 56314839      | 1           |               | ■            |                |
|  | DISC DECK KIT 38in-97CM<br>INCL.SQUEEGEE           | 56314840      | 1           |               | ■            |                |
|  | DECK KIT BR850CS                                   | 56316525      | 1           |               |              |                |
|  | ASSEMBLY,WHEEL & BEARING                           | 56316541      | 1           | ■             | ■            | ■              |
|  | PROGRAMMER 1307 USER                               | 56409441      | 1           | ■             | ■            | ■              |
|  | PROGRAMMER CABLE                                   | 56409823      | 1           | ■             | ■            | ■              |
|  | WHEEL ASSY, SCRUBBER COMP                          | 56412341      | 2           | ■             | ■            | ■              |
|  | FILTER   | 909 5065 000  | 1           | ■             | ■            | ■              |

| Accessories   | Ref. no  | Min. required | BR 950S EDS | BR 950S C EDS | BR 1050S EDS | BR 1050S C EDS |
|---|----------|---------------|-------------|---------------|--------------|----------------|
| <b>Detergent equipment</b>  |          |               |             |               |              |                |
|  CHEMICAL BOTTLE ASSEMBLY<br>4.5L | 56315503 | 1             | ■           | ■             | ■            | ■              |