



## Better design - more productivity

The Nilfisk BR 1100S/1300S range of scrubber/dryers boasts the most variety of scrubbing options in its class. To meet your cleaning needs, disc or cylindrical interchangeable scrub decks are available in 1000 or 1300 mm. With the cylindrical model, side brooms eliminate manual sweeping along racks

The squeegee system provides nearly 100% water pick-up on tight turns, leaving the floors clean, dry and safe for traffic. The BR 1100S/1300S also feature EDS - ECO Dosage Solution - which eliminates detergent and water waste and ensures proper dilution ratios. Together the large scrub deck, EDS, the 265 litre solution tank and a working speed of 9 km/h, give you an economical, efficient result.

Models ending in C are cylindrical brush versions.

## PRODUCT FACTS

**HIGH PRODUCTIVITY:** 1 to 1,3 m scrubbing path, 265 litre capacity, high working speed.

**EFFICIENCY:** heavy duty cylindrical and disc decks, wide variety of scrubbing brushes, perfect vacuuming, dual side brooms, to sweep, scrub and dry all floors.

**COMFORTABLE TO USE:** One touch control, ergonomical operator compartment with tilt steering wheel and unsurpassed visibility.

**SAFETY:** "Traction control" to adjust traction to working condition, dual disc brakes and perfect vacuuming.

Model	BR 1100 S	BR 1100 S C	BR 1300 S	BR 1300 S C
Ref. no	56413006	56413007	56413010	56413011
Description	BR 1100S RIDE-ON SCRUBBER	BR1100S C RIDE-ON	BR 1300S RIDE-ON SCRUBBER	BR 1300S C RIDE-ON







### PRODUCT FEATURES






CYLINDRICAL DECK: 2 BRUSHES		■		■
DISC DECK: 2 BRUSHES	■			
DISC DECK: 3 BRUSHES			■	
SIDE BROOM		■		■
HOPPER FOR COLLECTING DEBRIS		■		■
ECO SOLUTION (WATER & CHEMICAL SAVING)	■	■	■	■
FRONT AND REAR BUMPERS	■	■	■	■





### INCL. ACCESSORIES

56413056 SIDE BROOM		■		■
---------------------	--	---	--	---

Technical specifications	BR 1100 S	BR 1100 S C	BR 1300 S	BR 1300 S C
POWER SOURCE	480 amp C5	480 amp C5	480 amp C5	480 amp C5
MAX SPEED (KM/H)	9	9	9	9
VOLTAGE (V)	36	36	36	36
RATED POWER (W)	4100	4400	5220	4400
BRUSH MOTOR (KW)	1 x 2,24	2 x 1,12	3 x 1,12	2 x 2,12
TRACTION MOTOR POWER (W)	1300	1300	1300	1300
VACUUM MOTOR POWER (W)	560 - 3 stages	560 - 3 stages	560 - 3 stages	560 - 3 stages
SOUND PRESSURE LEVEL AT 1.5 M (DB(A)ISO 3744)	72 dB(A)	72 dB(A)	72 dB(A)	72 dB(A)
MAXIMUM RUNNING TIME	5	5	5	5
PRODUCTIVITY RATE THEORETICAL/ ACTUAL (M <sup>2</sup> /H)	9000/6300	9000/6300	11700/8190	11700/8190
SCRUBBING WIDTH (MM)	1000	1000	1300	1300
MIN. TURN-AROUND AISLE WIDTH (CM)	213	213	213	213
SOLUTION PUMP MIN/MAX (LTR/MIN AT 100 PSI)	3,1 - 9,4	3,1 - 9,4	3,1 - 9,4	3,1 - 9,4
SOLUTION/RECOVERY TANK (L)	265/265	265/265	265/265	265/265
SQUEEGEE WIDTH (MM)	1250	1250	1450	1450
BRUSH/PAD DIAMETER (MM)	2 X 505	2 cylindricals	3 X 432	2 cylindricals
BRUSH PRESSURE (KG)	43/90/145	38/54/90	43/90/145	38/54/90
BRUSH SPEED (RPM)	240	630	225	630
LENGTH X WIDTH X HEIGHT (CM)	187 x 113 x 148	187 x 116 x 148	187 x 131 x 148	187 x 137 x 148
NET WEIGHT (KG)	540	590	590	630
OPERATING WEIGHT (KG)	1380	1430	1430	1470

Accessories	Ref. no	Min. required	BR 1100 S	BR 1100 S C	BR 1300 S	BR 1300 S C
<b>Batteries and Chargers</b>						
	BATTERY COMPLETE 36V 480AH5 CH11 CH17-1100S	80562500	1	■	■	■
<b>Charger</b>						
	BPS CHARGER CH17 230VRTM36V80 AMP/SB175 GR	UK100550	1			
<b>Padholders</b>						
	BRUSH PADHOLDER 43CM	56505780	3		■	
	PAD HOLDER SHORT TRIM	56505790	2	■		
<b>Pad 17" / 432mm</b>						
 432 mm	PADS WHITE 17" 432MM 5PK	L00190860	2		■	
	PADS GREEN 17" 432MM 5PK	L00281000	2		■	
	PADS BLACK 17"432MM 5PK	L00281100	2		■	
	PADS RED 17" 432MM 5PK	L08531000	2		■	
	PADS BLUE 17" 432MM 5PK	L08531200	2		■	
	PADS BROWN 17" 432MM 5PK	L08531400	2		■	
<b>Pad 20" / 505mm</b>						
 505 mm	PADS WHITE 20" 505MM 5 PK	82257400	2	■		
	PADS BLUE 20in 505MM 5 PK	L00190793	2	■		
	PADS BROWN 20in 505MM 5 P	L00190794	2	■		
	PADS RED 20" 505MM 5 PK	L00190795	2	■		
	PADS GREEN 20" 505MM 5 PK	L00396644	2	■		
	PADS BLACK 20" 505MM 5 PK	L00396645	2	■		
<b>Brush disc. 430mm</b>						
 430 mm	BRUSH MAGNA GRIT 46 43CM EXTREME HEAVY DUTY	56505781	3		■	
	BRUSH DYNA GRIT 80 43CM HEAVY DUTY	56505782	3		■	
	BRUSH AGLITE GRIT 500 SOFT 43CM	56505783	3		■	
	BRUSH PROLENE 43CM MEDIUM HEAVY DUTY	56505784	3		■	
	BRUSH PROLITE 43CM LIGHT DUTY	56505785	3		■	
	BRUSH UNION MIX 43CM	56505786	3		■	
	BRUSH MIDGRIT 240 43CM MEDIUM DUTY	56505787	3		■	

Accessories	Ref. no	Min. required	BR 1100 S	BR 1100 S C	BR 1300 S	BR 1300 S C
<b>Brush disc. 430mm</b>						
 430mm	BRUSH MIDLITE GRIT 180 43CM MEDIUM DUTY	56505788	3		■	
<b>Brush disc. 510mm</b>						
 510mm	BRUSH MAGNA GRIT 46 51CM EXTREME HEAVY DUTY	56505791	2	■		
	BRUSH DYNA GRIT 80 51CM HEAVY DUTY	56505792	2	■		
	BRUSH AGLITE 500 GRIT 51CM SOFT	56505793	2	■		
	BRUSH PROLENE 51CM MEDIUM DUTY	56505794	2	■		
	BRUSH PROLITE 51CM LIGHT DUTY	56505795	2	■		
	BRUSH UNION MIX 51CM	56505796	2	■		
	BRUSH MID GRIT240 51CM MEDIUM DUTY	56505797	2	■		
	BRUSH MIDLITE 180 GRIT 51CM MEDIUM DUTY	56505798	2	■		
<b>Brush, cylindrical</b>						
	BRUSH,SOFT NYLON 40"	56413113	2		■	
	BRUSH,HARD NYLON 40"	56413114	2		■	
	BRUSH,180 GRIT 40"	56413115	2		■	
	BRUSH,80 GRIT 40"	56413116	2		■	
	BRUSH,POLYPROPYLENE 40"	56413118	2		■	
	BRUSH,SOFT NYLON 48"	56413352	2			■
	BRUSH,HARD NYLON 48"	56413353	2			■
	BRUSH,180 GRIT 48"	56413354	2			■
	BRUSH,80 GRIT 48"	56413355	2			■
	BRUSH,POLYPROPYLENE 48"	56413357	2			■
<b>Side brush</b>						
	SIDE BROOM	56413056	2		■	■
<b>Squeegees, blades, skirts and splash guards</b>						
	BLADE,FRONT	56413318	1	■		
	BLADE,REAR	56413319	1	■		
	BLADE,FRONT	56413374	1		■	
	BLADE,REAR 48	56413379	1		■	
	SKIRT	56413654	1		■	■
	KIT,GUM RUBBER SQUEEGE BLADE	56413761	1	■	■	
	KIT,LINATEX SQUEEGEE BLADE	56413762	1	■	■	
	KIT,GUM RUBBER SQUEEGEE BLADE	56413765	1		■	■
	KIT,LINATEX SQUEEG BLADE	56413766	1		■	■
	BLADE KIT-DISC GUM 40	56413767	1	■		
	KIT,LINATEX 40 DISK BLADE	56413768	1	■		
	KIT,GUM RUBBER 45/48 DSK	56413769	1		■	

Accessories	Ref. no	Min. required	BR 1100 S	BR 1100 S C	BR 1300 S	BR 1300 S C
<b>Squeegees, blades, skirts and splash guards</b>						
	KIT,LINATEX 45/48 DISK BL	56413770	1		■	
	SKIRT,GUM RUBBER	56413820	1		■	■
<b>Assembly</b>						
	SEAT BELT KIT NEW FOR SEAT 7-69-00008 2007	56109306	1			
	HEADLIGHT KIT	56314313	1	■	■	■
	BEACON KIT	56413649	1	■	■	■
	KIT,SOLUTION AUTO-FILL	56413685	1	■	■	■
	KIT,SPRAY WAND	56413687	1	■	■	■
	KIT, GRAMMER SEAT W/SWITC	56413764	1	■	■	■
	KIT,FOOT GUARD	56413773	1	■	■	■
	KIT OVERHEAD GUARD	56413774	1	■	■	■
	KIT,VACUUM MOTOR	56413821	1	■	■	■
	ROLL OUT KIT,NO BATTERY	56413884	1	■	■	■
<b>Others</b>						
	PROGRAMMER 1307 USER	56409441	1	■	■	■
	PROGRAMMER CABLE, MOLEX	56410508	1	■	■	■
	40" CYL SCRUB KIT	56413804	1		■	
	48" DISK SCRUB KIT	56413807	1		■	
	48" CYL SCRUB KIT	56413808	1			■
	BR1100S SCRUB KIT	56413809	1	■		
	FILTER	909 5065 000	1	■	■	■
<b>Detergent equipment</b>						
	CHEMICAL BOTTLE ASSEMBLY 4.5L	56315503	1			
	CHEMICAL METERING KIT (EUR)	56413614	1	■	■	■
	CHEMICAL BOTTLE ASSY 9L	56413999	1	■	■	■
	INDICATOR ASSEMBLY	56315511	1	■	■	■